

WELCOME TO THE TEST - advance your career today

TOEIC Listening Test Overview (Time – approximately 45 minutes)

Questions	Task	Description – Tautan tes akan dibagikan pendamping Anda sebelum tes
1-6	Picture Association	Choose the correct picture description A, B, C, or D (1 audio for 1 picture)
7-31	Question & Response	Choose the correct respons A, B, C (1 audio for one number)
32-70	Short Dialog	Choose the correct answer A, B, C, or D (1 audio for 3 questions)
71-100	Monolog	Choose the correct answer A, B, C, or D (1 audio for 3 questions)

TOEIC Reading Test Overview (Time – approximately 75 minutes)

Questions	Task	Description - Tautan tes akan dibagikan pendamping Anda sebelum tes
101-130	Sentence Completion	Choose the correct choice A, B, C, or D
137-146	Letter/Mail Completion	Choose the correct choice A, B, C, or D
147-200	Reading Comprehension	Choose the correct answer A, B, C, or D -1 until 3 text passage(s)-


TOEIC Speaking Test Overview (Time – approximately 6-10 minutes/person)

Questions	Task	Description = Tautan tes akan dibagikan pendamping Anda sebelum tes
1-2	Read a text aloud	You will read out loud the text on the screen. You will have 45 seconds to prepare. Then you will have 45 seconds to read the text out loud.
3	Describe a picture	You will describe the picture on your screen in as much detail as you can. You will have 30 seconds to prepare your response. Then you will have 45 seconds to speak about the picture.
4-6	Respond to questions	You will answer three questions. No preparation time is provided. You will have 15 seconds to respond to questions 4 and 5. You will have 30 seconds to respond to question 6.
7-9	Respond to questions using information provided	You will answer three questions based on information provided. You will have 30 seconds to read the information before the questions begin. No additional preparation time is provided. You will have 15 seconds to respond to questions 7 and 8. You will have 30 seconds to respond to question 9.
10	Propose a solution	You will be presented with a problem and asked to propose a solution. You will have 30 seconds to prepare your response. Then you will have 60 seconds to speak. In your response, be sure to: Show that you recognize the problem Propose a way of dealing with the problem
11	Express an opinion	You will give your opinion about a specific topic. You will have 15 seconds to prepare your response. Then you will have 60 seconds to speak.

- GOOD LUCK TO YOU – WISH YOU ALL THE BEST –

CARA AKSES TOEIC DARING MELALUI DESKTOP/LAPTOP


Api Masuk The IELTS Band Sco... Talent Acquisition D... official - Google Sp... given Ebright x Schoter... Materi & Soal TOEF...



LANGKAH 1:

Setelah Anda mengklik pada tautan yang dibagikan, maka Anda akan melihat tampilan seperti di samping, yaitu proses pemuatan tes. Untuk tes listening, kemungkinan pemuatan akan memakan waktu lebih lama dibandingkan pada pemuatan tes reading yang cenderung lebih ringan. Tunggu pemuatan sekitar 5-10 menit, jika belum berhasil segarkan kembali peramba Anda.

Enter Your Details

Full Name* 


Email*

Mobile Phone*

Date of Birth*

Address*

Ada Kendala?
Kirim Foto/Video
scan WA me



supported by:
ebright
institute

SUBMIT


LANGKAH 2:

Setelah pemuatan isi data diri Anda secara lengkap seperti pada gambar di samping. Isikan nama lengkap, alamat email, nomor ponsel, dan alamat lengkap Anda pada kolom yang tersedia.

Kemudia klik SUBMIT untuk memulai tes Anda. Waktu terdapat pada bagian kanan atas peramba Anda.

13:01

Question 1
Click the one that best describes the picture.



A
 B
 C
 D

Ada Kendala?
Kirim Foto/Video
melalui WA Admin
0888-6452-095

supported by:
ebright
institute

SUBMIT ALL

< PREVIOUS

NEXT >

LANGKAH 3:

Bagian pertama pilih salah satu pilihan deskripsi yang benar berdasarkan audio yang ada pada pilihan A, B, C, atau D.

11:39

Questions 11-14
Choose one correct answer in each drop-down list

(11) - Select -

(12) - Select -

(13) - Select -

(14) - Select -

Response A

Response B

Response C

Ada Kendala?
Kirim Foto/Video
melalui WA Admin
0888-6452-095

supported by:
ebright
institute

SUBMIT ALL < PREVIOUS NEXT >

LANGKAH 4:

Pada bagian kedua, baik pertanyaan maupun pilihan akan diperdengarkan pada audio. Pilih respon yang tepat pada pertanyaan ataupun pernyataan yang diucapkan oleh pembicara pertama pada pilihan A, B, ataupun C.

10:17

Questions 41-43

(41) Who is complaining?
- Select -

(42) Where is the sick secretary now?
- Select -

(43) How long has he been there?
- Select -

Five days

Two days

One day

One week

Ada Kendala?
Kirim Foto/Video
melalui WA Admin
0888-6452-095

supported by:
ebright
institute

SUBMIT ALL < PREVIOUS NEXT >

LANGKAH 5:

Pada bagian ketiga, dengarkan dialognya dan jawab pertanyaan yang berkaitan dengan isi dialognya. Satu dialog biasanya mencakup 2 hingga 3 butir soal.

9:27

Questions 71-73

(71) What begins today?
- Select -

(72) When will it be pleasant enough for walking?
- Select -

(73) What should be taken to work every morning?
- Select -

A radio

An umbrella

A roll

A bus

Ada Kendala?
Kirim Foto/Video
melalui WA Admin
0888-6452-095

supported by:
ebright
institute

SUBMIT ALL < PREVIOUS NEXT >

LANGKAH 6:

Pada bagian keempat, dengarkan monolognya dan jawab pertanyaan yang berkaitan dengna isi monologya. Satu dialog biasanya mencakup 2 hingga 3 butir soal.

8:00

Question 1:

Before they get packaged, shipped, and sold we test all of our children's toys for safety _____ durability

nor
 as well as
 or
 but

SUBMIT ALL < PREVIOUS NEXT >

LANGKAH 7:

Pada bagian kelima, pilih jawaban yang tepat untuk melengkapi kalimat rumpang berdasarkan tata Bahasa yang tepat.


5:46

Questions 144-146
Choose the correct answer in each drop-down list:

To: abereiko From: senvp
Re: Great Ideal Reiko,

Thank you for your suggestion about 144 our unused computer equipment. I just looked into the program you recommended in the Aoyama school district. After speaking with the principals of three different schools. I am confident that we have plenty 145 equipment that may be useful to students. Like you said, many of our computers are still in good order even though they no longer fulfill our needs. In exchange for our computers, two companies have offered to advertise our company in their yearbook.

To thank you for taking this initiative, I have nominated you for Employee of the Month. There are no other 146 at this time, so you have a good chance at winning. This month's prize is a weekend for two at a ski resort in Hokkaido.

supported by: 

Ada Kendala? Kirim Foto/Video melalui WA Admin 0888-6452-095

SUBMIT ALL < PREVIOUS NEXT >

LANGKAH 8:

Pada bagian keenam, pilih jawaban kosa kata yang tepat untuk melengkapi surat elektronik rumpang.

4:39

To our valued customers:

Due the recent increases in Atlantic freight rates, we find it necessary to raise our prices on Brazilian coffee. This increase will go into effect starting with your next order of coffee. Freight rates, as you know, are one of the most important factors in determining prices in this business.


The rising cost, which is affecting all corners of the world economy, is largely responsible for the rise in rates. Even a cursory of the market will show responsible for the rise in rates. Even a cursory survey of the market will show you that the change is far-reaching, and we would like to point out that our prices have been raised no higher than necessary. In fact, we have made every effort to keep our costs, and therefore our prices, as low as possible.

In sum, we wish to assure all our valued customers that we intend to adhere to our policy of providing a high-quality product at a competitive price.

If you have any questions regarding this or any other matter, please don't hesitate to contact me.

153 He is an exporter of coffee
 He is negotiating coffee bean prices
 He sets the freight rates on the Atlantic Ocean
 He owns a fleet of ships that cross the Atlantic

154 What is cause of the price increase?

supported by: 

Ada Kendala? Kirim Foto/Video melalui WA Admin 0888-6452-095

SUBMIT ALL < PREVIOUS NEXT >

LANGKAH 9:

Pada bagian ketujuh, pilih jawaban yang tepat untuk menjawab pertanyaan berdasarkan bacaan yang ada.



[AKSES UJI COBA \(TRIAL\)](#)

Anda dapat mengakses uji coba (trial) baik melalui perangkat selular pintar ataupun laptop/desktop melalui tautan di bawah ini:

[UJI COBA – Akses di sini](#)

**Tautan akan terbuka di perambra utama Anda.*

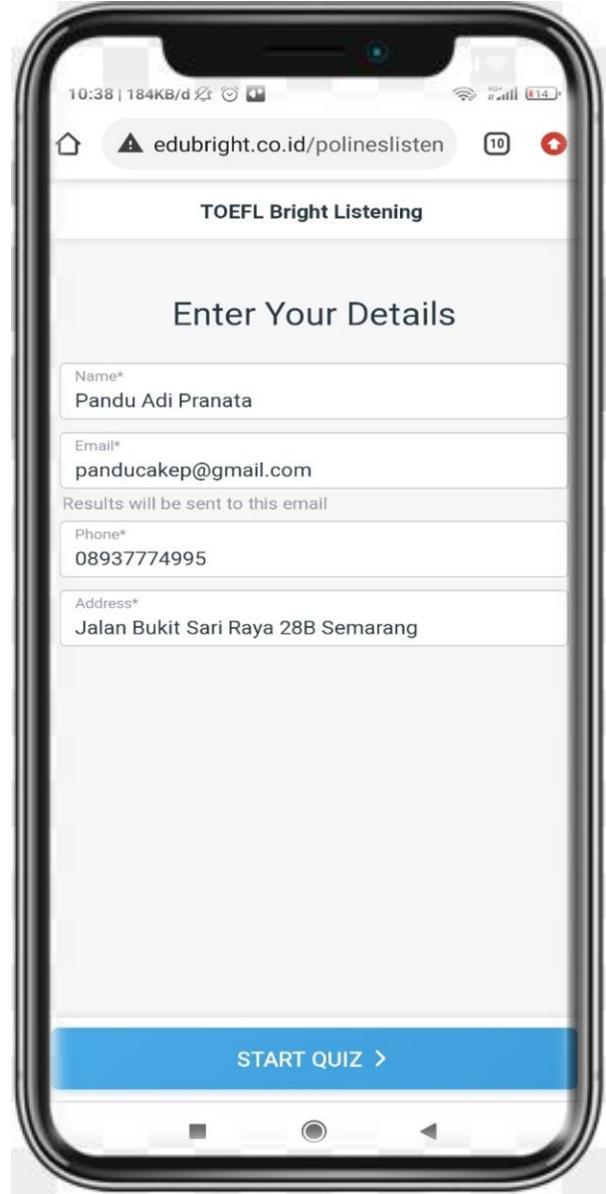
APA YANG HARUS ANDA PERSIAPKAN?

- Gunakan laptop atau desktop dengan jaringan internet yang cepat dan stabil. Pastikan akun email Anda juga dapat diakses saat tes berlangsung.
- Anda dapat menggunakan sistem operasi Windows, Mac dan Linux untuk mengakses Anda.
- Anda juga dapat mengakses tes menggunakan perambra Google Chrome, Mozilla Firefox, dan Safari, serta perambra yang mendukung lainnya. Pastikan perambra dan sistem operasi Anda telah terpasang pembaruan terbaru dari masing-masing penyedia layanan.
- Nonaktifkan perangkat seluler yang dapat mengganggu konsentrasi Anda saat mengerjakan tes.
- Gunakan tempat yang nyaman dan aman dari gangguan eksternal.

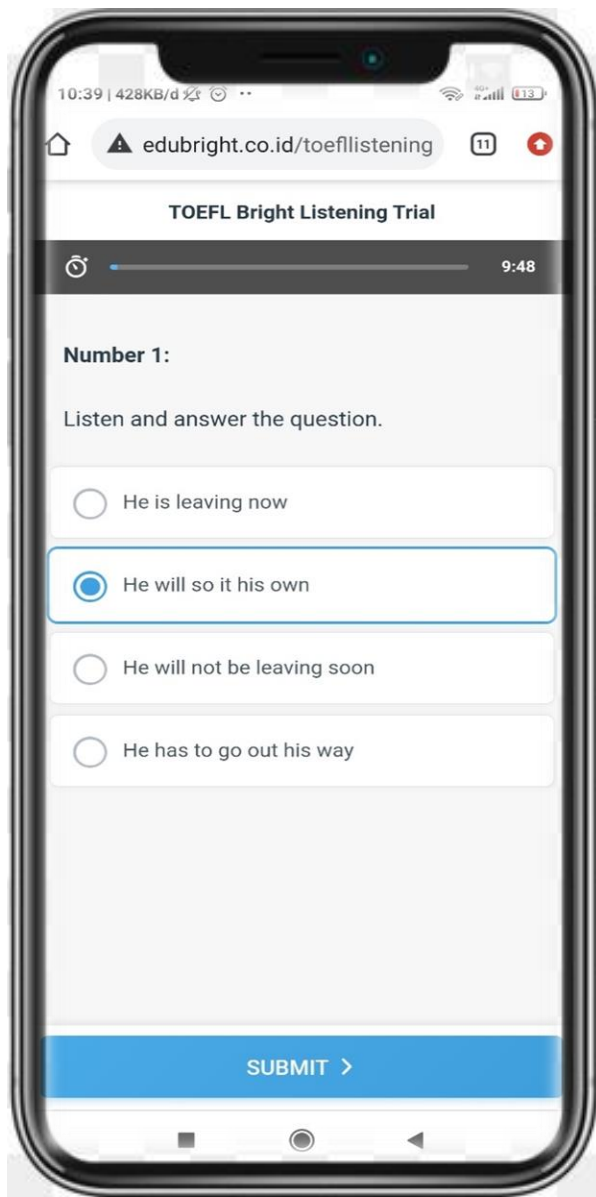
CARA AKSES TOEIC DARING MELALUI SMARTPHONE



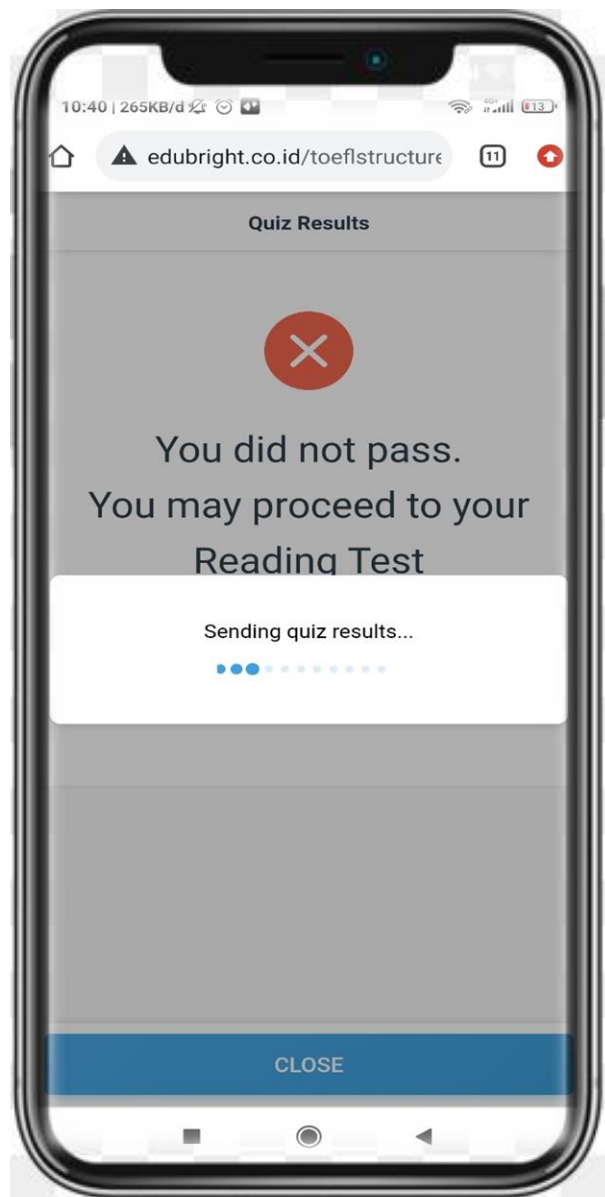
LANGKAH 1:
Tunggu pemuatan



LANGKAH 2:
Isi data diri Anda.



LANGKAH 3:
Pilih jawaban yang tepat



LANGKAH 4:
SUBMIT keseluruhan jawaban
Anda.



AKSES UJI COBA (TRIAL)

Anda dapat mengakses uji coba (trial) baik melalui perangkat selular pintar ataupun laptop/desktop melalui tautan di bawah ini:

UJI COBA – Akses di sini

**Tautan akan terbuka di perambra utama Anda.*

APA YANG HARUS ANDA PERSIAPKAN?

- Gunakan perangkat selular pintar seperti telepon genggam ataupun tablet dengan koneksi internet 4 G, 4.5G ataupun 5G yang cepat dan stabil.
- Pastikan Anda menggunakan ukuran layar yang nyaman saat tes berlangsung, terutama pada bagian reading.
- Pastikan Anda menggunakan perangkat speaker internal ataupun eksternal dengan menyesuaikan volume terlebih dahulu.
- Hati-hati saat ada panggilan ataupun pesan masuk yang mungkin dapat mengganggu konsentrasi Anda, terutama saat tes listening.

AKSES GOOGLE MEET DAN PEREKAMAN SPEAKING



AKSES GOOGLE MEET

Akses Google Meet melalui peramban laptop ataupun aplikasi pada ponsel pintar Anda. Anda diwajibkan untuk *on cam* alias kamera menyala selama tes berlangsung.

Tautan Google Meet Anda adalah <https://meet.google.com/ugb-ojzh-wjw>

Jika Anda diminta untuk mempresentasikan layar Anda,

- 1) Klik tanda panah di dalam kotak di samping ikon kamera pada Google Meet Anda dengan menggunakan laptop. Atau sentuh titik tiga pada ponsel.
- 2) Kemudian klik pilihan keseluruhan layar, klik gambar di tengah dan klik bagikan atau *present*. Atau sentuh bagikan layar pada ponsel.

**Tautan akan terbuka di peramban utama Anda*



PEREKAMAN JAWABAN SPEAKING

Buka aplikasi perekam suara pada ponsel pintar Anda sembari Anda mengerjakan tes speaking pada laptop/perangkat ponsel Anda lainnya serta rekam jawaban Anda mulai dari Nomor 1 hingga 11 pada tes speaking Anda. Lalu unggah hasil rekaman keseluruhan pertanyaan tes speaking tadi secara utuh tanpa putus dan tidak boleh ada suntingan.

Kirim jawaban Anda maksimal 1 jam setelah tes Anda usai, pada email ept@edubright.co.id atau **Nomor WA pendamping Anda**